

2017

2018 06

(

)

1

IC

IC

2

IC

IC

IC

IC

IC

IC

IC

IC

IC

IC

.....	2
.....	8
.....	11
.....	14
.....	26
.....	43
.....	48
.....	49
.....	55
.....	60
.....	61
.....	163

Synaptics		Synaptics Inc.	IC
AVX/Kyocera AVX/		AVX/Kyocera Singapore Pte Ltd.	IC
AAC/		AAC Technologies Holdings Inc.,/	

			300493
			Shanghai Fortune Techgroup Co.,Ltd.
			Fortune Tech
			200 A 301
			200233
			200 A 301
			200233
			http://www.fortune-co.com
			investment@fortune-co.com

	200 A 301	200 A 301

	1 16

--	--	--	--

22

A 6

1

2

	2017	2016	2015	
	-9,863.22	-48,584.54	28,988.37	
	2,270,000.00	2,037,900.00	3,181,500.00	122 105 227
	-762,025.00	2,109,550.22	616,441.91	
	100,911.55			
	-50,000.00	-3,931.38	-97,311.46	
	233,867.18	614,240.15	558,615.26	
	1,315,156.15	3,480,694.15		

IC

IC

IC..

IC

	31.68%

2



IC

IC

IC

IC

IC

IC

5 —

9 — LED

10 —

	2017	2016		
	1,829,510,096.03	1,538,917,301.84	100%	18.88%

1,829,510,096.03

	1,829,510,096.03	1,639,157,927.69	10.40%	18.88%	19.22%	0.25

4		104,405,880.72	5.71%
5		97,391,553.55	5.32%
	--	718,186,357.43	39.26%

		1,623,615,922.81
		90.28%
		0.00%

5

1		719,012,249.35	39.98%
2		354,572,286.58	19.72%
3		297,753,037.73	16.56%
4		200,895,630.31	11.17%
5		51,382,718.84	2.86%
	--	1,623,615,922.81	90.28%

3

	2017	2016		
	48,059,214.20	48,793,660.47	-1.51%	
	61,748,860.67	46,511,801.55	32.76%	
	12,875,361.41	-56,075.18	23,060.89%	

4

“ ” WiFi BLE
IC

5

“ ”

(AAC)

3

10

	2017	2016	2015
	54	62	53
	28.05%	31.31%	28.49%
	31,454,562.60	22,852,379.00	21,783,888.77

4	83.29%
5	89.64%
6	162.45%

	344,200,228.13	31.58%	295,172,811.67	29.68%	1.90	
--	----------------	--------	----------------	--------	------	--

2

0.1.2 EMC /P <</MCID 324.98 0.4842_1 9 Tf -152.84 -3

4

5

1

2015		17,030	0	17,050.08	0	0	0.00%	0	2016 12 31	0
	--	17,030	0	17,050.08	0	0	0.00%	0	--	0
1		2015 6 24		[2015]1361						
						(A)3,000				6.87
		206,100,000.00				170,300,000.00				
		()		(2015)		60462749_B01			2	2015
		156,820,800.00		() 2016	
		13,680,000.00		2016 12 31						
		0.00								

2

		()
--	--	---	--	---

		9,840	9,840	0	9,860.08	100.00%		3,159.82		
		2,687.83	2,687.83	0	2,687.83	100.00%				
	--	17,030	17,030	0	17,050.08	--	--	4,227.71	--	--
	--	17,030	17,030	0	17,050.08	--	--	4,227.71	--	--

1

2

10%



IC

10

IC

IC

IC

IC

IC

IOT

“

”

(836372)

2018

“

”

IC

IC

2018

30%

30%

“

” “

” “

”

2018

2018

1

2017 11 08			2017 11 8
2017 11 30			2017 11 30

3

1 2015

2015

					2015 12 10	36
					2015 12 10	36

;

1


2

20%

2

2

			1%		2		
			80%	3			
			1	2			
	() ;		100%	2	2	3	
			1%	2015	12	10	
			1%	2		2	
			100%	20%			
			3	3			
			1	2			
			70%	2	2	3	
					2015	12	10
			1%				
			3			2	
			70%				
			4	3			
			1	2			
			100%	2	2	3	
				2			
					2015	12	10
			1%				
			3			2	
			80%	2			



30

42 — ([2017]13)
“ ” “ ” “ ”
2017 5 28

	75
	11
	1 3

1

2

3

4

5

2017 6 23

2017 7 10 2017

“ ” 1,100.00

25.45%

2018 1 10

	2017 06 24	http://www.cninfo.com.cn
	2018 01 11	http://www.cninfo.com.cn

1

1

2

3

2

1

	2017 03 10	65,342	2017 03 22	1,633.55		1		
	2017 03							

2

3

1

2

4

1

“

”

,

2017

2

1

2

2017

3

		/
	—	—
1.		5
	—	—
1.	—	—
2.	—	—
3.	—	—
4.	—	—
5.	—	—
6.	—	—
7.	—	—
8.	—	—
8.2		5
9.	—	—

2016

1 2017 5 22 162326

30 2017 5 23

<http://www.cninfo.com.cn>

2017-033

2 2017 5 26 2017

5 26 <http://www.cninfo.com.cn>

3 2017 6 7

2017 6 7 <http://www.cninfo.com.cn>

4 2017 6 23

12 2018 7 31 2017 6 24

<http://www.cninfo.com.cn>

5 2017 7 10 2017

2017 7 10 <http://www.cninfo.com.cn>

2017 2017-047

6 2017 10 22 ()

“ ” 2017 10 23

<http://www.cninfo.com.cn>

7 2017 10 27

2017 10 30

<http://www.cninfo.com.cn>

2017-067

8 2017 12 5

2017 2212 2017 12 5

<http://www.cninfo.com.cn> 2017-074

9

1	2017 4 11	2017 5 15		
		1,400.00	25.45%	
3,515.9	2017 5 16		http://www.cninfo.com.cn	
	2017-032			
2			2017	
	2017 6 24		http://www.cninfo.com.cn	
			2017-045	
3	2017 11 6			
		20,000		
	40,500	100%	2017 11 7	
	http://www.cninfo.com.cn			2017-070
				N3100201700652
4	2018 1 10			
	17,493.00	Zenith Legend Limited	Upkeen Global Investment Limited49%	
Richlong Investment Development Limited		Fast Achieve Ventures Limited49%		Upstar
Technology (HK) Limited24.99%			24.99%	2018
1 11	http://www.cninfo.com.cn			2018-005

1

	58,194,000	48.50%	0	0	87,291,000	0	87,291,000	145,485,000	48.50%
1	0	0.00%	0	0	0	0	0	0	0.00%
2	0	0.00%	0	0	0	0	0	0	0.00%
3	58,194,000	48.50%	0	0	87,291,000	0	87,291,000	145,485,000	48.50%
	58,194,000	48.50%	0	0	87,291,000	0	87,291,000	145,485,000	48.50%
	0	0.00%	0	0	0	0	0	0	0.00%
4	0	0.00%	0	0	0	0	0	0	0.00%
	0	0.00%	0	0	0	0	0	0	0.00%
	0	0.00%	0	0	0	0	0	0	0.00%
	61,806,000	51.51%	0	0	92,709,000	0	92,709,000	154,515,000	51.51%
1	61,806,000	51.51%	0	0	92,709,000	0	92,709,000	154,515,000	51.51%
2	0	0.00%	0	0	0	0	0	0	0.00%
3	0	0.00%	0	0	0	0	0	0	0.00%

2

	38,250,000	0	57,375,000	95,625,000	36	2018 12 10
()	11,295,000	0	16,942,500	28,237,500	36	2018 12 10
	6,039,000	0	9,058,500	15,097,500	36	2018 12 10
	2,610,000	0	3,915,000	6,525,000	:“ 80% 2 50%”	2018 12 10
	58,194,000	0	87,291,000	145,485,000	--	--

1

2

2017 4 18

2016

300,000,000

10

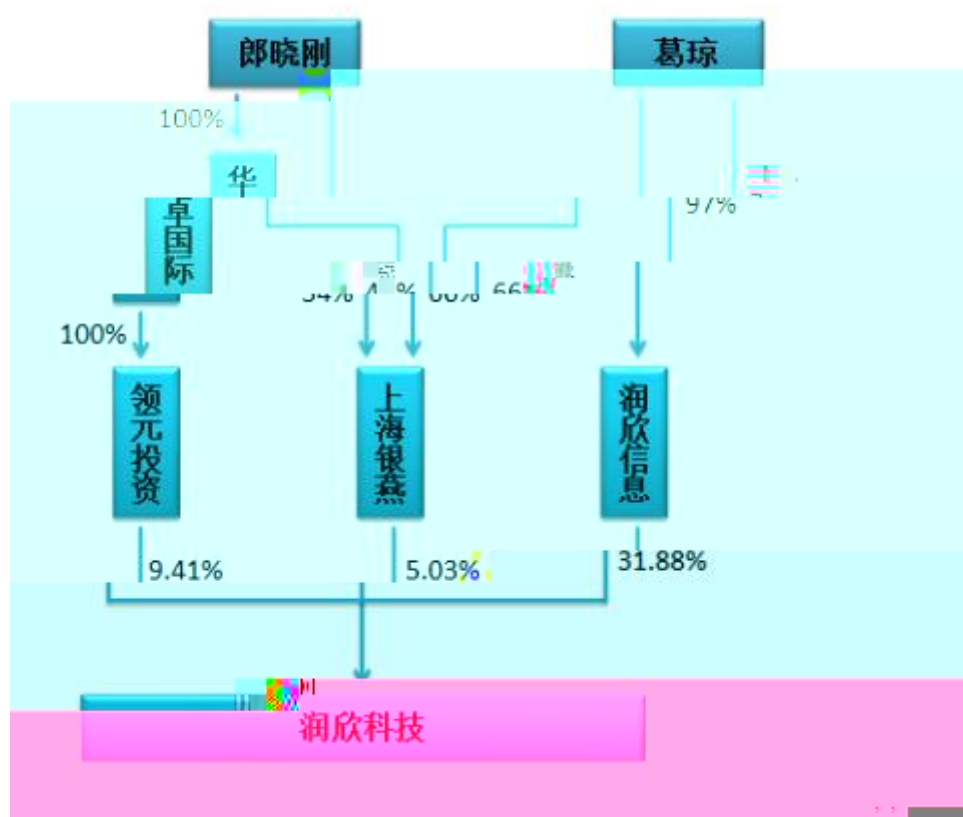
15

180,000,000

3

0
,250,000
,497,700

10		



4 10%

5



1	1967							Eastcom
Communication Inc				2000				
2	1968							EMBA
		“	”	“	”	“	”	“
		”						“
	2000							
3	1967							
UT								2011 6
4	1954							
5	1954							
6	1963						804	
				UT				
7	1968							IMD
1	1942							
2	1979							2002
3	1953							2001
1								

3 1965

2007

4 1963

2012

6

			2012 07 12		

64

0

2

3

2017

OA

FAE

Segment

4

“ ”

1

2

3

7

3

1

2016		73.53%	2017 03 31	2017 03 31	http://www.cninfo.com.cn
2017		60.77%	2017 07 10	2017 07 10	http://www.cninfo.com.cn

2**1**



	2018 04 03
	(2018) 60462749_B01
	/

(2018) 60462749_B01

2017 12 31

2017

2017 12 31

2017

“

”

“

”

:	:
2017 12 31	
47,873,116.74	335,800,928.93
33,177,003.59	162,762,094.26
9	5

:	:
2017 12 31	
257,321,008.61	
10	

2018 4 3

	2,234,278.84	859,119.56
	47,873,116.74	

	17,861,985.98	
	190,706,406.76	188,237,656.06
	3,038,209.35	5,668,464.00
	6,484,689.55	6,592,772.65
	8,394,108.01	5,562,265.81

	5,800,811.43	4,739,291.68
	587,490,207.81	516,693,408.03
	300,000,000.00	120,000,000.00
	32,643,770.92	212,643,770.92
	-5,139,884.53	7,284,275.39
	19,542,983.54	15,413,341.17

	22,524,106.02	12,647,112.16
	1,891,504.46	4,227,450.80
	534,761,279.94	413,118,162.82
	180,590,880.32	99,093,931.50
	3,191,291.78	3,082,366.59
	1,283,425.00	966,001.12
	4,826,354.65	6,132,147.37
	662,554.07	575,238.06
	190,554,505.82	109,849,684.64
	725,315,785.76	522,967,847.46
	158,508,961.48	65,009,200.00
	17,861,985.98	
	70,594,715.90	41,337,956.78
	1,275,705.84	2,777,500.41
	5,523,448.28	5,785,642.11

	725,315,785.76	522,967,847.46
--	----------------	----------------

3

	1,829,510,096.03	1,538,917,301.84
	1,829,510,096.03	1,538,917,301.84
	1,770,915,153.71	1,481,690,577.05
	1,639,157,927.69	1,374,900,130.14
	1,150,213.20	943,111.45
	48,059,214.20	48,793,660.47
	61,748,860.67	46,511,801.55
	12,875,361.41	-56,075.18

	41,990,636.37	57,591,255.55
	464,022.32	170,400.18
	0.18	0.16
	0.18	0.16

“ ”	41,296,423.74	35,504,320.27
“ ”		
	0.00	0.00
1.		
2.		
	0.00	0.00
1.		
2.		
3.		
4.		
5.		
6.		
	41,296,423.74	35,504,320.27

5

	1,870,319,048.38	1,440,532,471.75

	2,680,849.86	6,537,328.19
	35,921,007.05	224,500,000.00
	38,601,856.91	231,037,328.19

	794,775,450.53	535,574,323.02
	3,002,536.57	3,934,571.70

	21,415,494.95	36,966,982.24
		24,780,038.89
	264,608,614.35	90,747,021.13
	77,754,496.95	-25,737,821.13
	18,803.69	
	8,408,050.18	2,861,156.36
	16,151,178.62	13,290,022.26
	24,559,228.80	16,151,178.62

7

1													
2													

2													
3												-36,000, 000.00	-36,000, 000.00
4													

“ ” 180,000,
000.00

	120,000, 000.00										

2												
3												

1

2017 12 31

2017

2

1 1 12 31

3

12

4

9

“ ”

10

()

(1)

(2)

(a)

“ ”

(b)

()

()
()

() []

5	-1	10.00%	
1	2	50.00%	5.00%
2	3	100.00%	5.00%
3		100.00%	5.00%
3	4	100.00%	5.00%
4	5	100.00%	5.00%
5		100.00%	5.00%

13

14

()

(

)

()

[

]

15

16

1

2

		3 -5	0%-5%	19%-33%
		5	0%-5%	19%-20%
		3 -5	0%-5%	19%-33%

- (1)
- (2)
- (3)

- (1)

5

2

22

23

5

3

24

1

2

3

2

32

([2017]30)

“ ”

“ ” “ ” “ ” “ ” “ ” “ ”

16 —

([2017]15)

“ ”

“ ” “ ” “ ” “ ” “ ” “ ” “ ”

2017 1 1

2017 1 1

(2017

6 12)

2017

2016

“ ” “ ” “ ” “ ” “ ” “ ”

2017 2016

42 —

([2017]13)

“ ” “ ” “ ” “ ” “ ” “ ” “ ”

2017 5 28

2

34

()

1

	6% 17%	6% 17%
	7%	7%
	15%	
	16.5%	15% 16.5% 17% 25%
	17%	
	25%	
	5%	5%

	15%
	16.5%
	17%
	25%

2

2017

3**1**

	5,105.04	17,203.33
	88,922,640.38	48,344,542.24
	116,995,769.58	122,666,000.00
	205,923,515.00	171,027,745.57

2017 12 31 98,375,769.58 (2016 12 31 109,166,000.00)

2017 12 31

9,620,000.00 (2016 12 31 13,500,000.00) 2017 12

31 9,000,000.00 (2016 12 31)

2017 12 31 64,256,752.62 (2016 12 31 32,210,566.95)

2

--	--	--

3

4

1

	133,735,199.87	38,150,674.71
	35,134,663.57	23,624,651.22
PDC	16,553,760.24	6,675,324.37
	185,423,623.68	68,450,650.30

2

--	--

3

	43,579,113.68	62,025,008.65
		7,814,252.83
	43,579,113.68	69,839,261.48

4

--	--

PDC

30

60

2017 12 31

5

1

2

8,027,931.51

5,352,160.71

--	--	--

3

	718,561.06



859,119.56
859,119.56

--	--

--

	2,885,334.66	6.03%			2,885,334.66	1,764,272.73	6.58%	0.00	0.00%	1,764,272.73
	47,883,116.74	100.00%	10,000.00	0.02%	47,873,116.74	26,818,838.76	100.00%	10,000.00	0.04%	26,808,838.76

1				
1		44,787,679.85		0.00%
1		44,787,679.85		0.00%
1 2		10,102.23		0.00%
2 3		200,000.00	10,000.00	5.00%
		44,997,782.08	10,000.00	0.02%

2,885,334.66

2

0.00

0.00

--	--	--

3

--	--

--	--	--	--	--	--

4

		44,205,987.24	23,347,766.85
		2,622,122.52	2,551,901.43
		1,055,006.98	919,170.48
		47,883,116.74	26,818,838.76

5

Qualcomm Technologies International Ltd.		41,610,622.59	1	86.90%	
Synaptics Hong Kong Limited		1,714,910.00	1	3.58%	
		883,515.90	2	1.84%	
Qualcomm Atheros Technology Ltd.		880,454.65	1	1.84%	
		450,000.00	1-2	0.94%	
		100,000.00	1	0.21%	
	--	45,639,503.14	--	95.31%	

6

--	--	--	--	--

2017 12 31

7

8

2017 12 31

10

1



2017 12 31

3**4**

--	--

11

--	--	--	--	--

12

--	--	--

13

	803,888.70	3,306,619.06
	1,455,765.67	1,163,744.88
	794,510.17	
	3,054,164.54	4,470,363.94

14**1**

--

--	--	--	--	--	--	--

2

--	--	--	--	--

3

4

--	--	--	--	--

5

--	--	--	--	--	--	--

15**1**

2

3

16

1

2

3

17

18

1

20

1



2

24

25

1

4.		328,184.05		4,554,259.17	4,882,443.22
1.					
2.					
1					

--	--	--	--	--

2

--	--	--	--	--

31

1

	157,694,838.27	218,275,578.33
	116,666,128.38	76,897,233.34
	69,839,261.48	
	344,200,228.13	295,172,811.67

2017 12 31 2.11%-5.52%(2016 12 31 1.38%-4.52%)

2017 12 31 (2016 12 31)

2

0.00

--	--	--	--	--

32

--	--	--

33

34

	17,861,985.98	
	17,861,985.98	

35

1

	190,706,406.76	188,237,656.06
	190,706,406.76	188,237,656.06

2

1

--	--	--

2017 12 31

1

36

1

	3,038,209.35	5,668,464.00
	3,038,209.35	5,668,464.00

2

1

--	--	--

3

--	--

2017 12 31

1

37

1

	6,279,497.02	45,256,515.33	45,389,751.55	6,146,260.80
-	313,275.63	5,291,852.26	5,266,699.14	338,428.75
	6,592,772.65	50,548,367.59	50,656,450.69	6,484,689.55

2

--	--	--	--

		11,003,768.60	10,720,146.16
--	--	---------------	---------------

2**1**

--	--	--	--

46

1

--	--	--

2

3

4

47

1

--	--	--

48

1

--	--	--

2

--	--	--

--	--	--

--	--	--

53

		+ —					
	120,000,000.00						

			180,000,000.00	180,000,000.00
	-165,904.75			-165,904.75
	212,643,770.92		180,000,000.00	32,643,770.92

2017 4 18

2016

10

15

180,000,000

32,643,770.92

56

	15,413,341.17	4,129,642.37		19,542,983.54
--	---------------	--------------	--	---------------

10%

50%

60

2017

	465,934.87	186,252.90
	48,020.04	56,127.44
	1,150,213.20	943,111.45

63

WeghbbHISIF

	4,799,719.47	7,978,087.64
	1,295,736.61	1,343,569.66

	3,745,354.63	1,378,172.88
	127,942.16	107,770.17
	300,060.33	180,393.01
	253,459.29	75,265.53
	61,748,860.67	46,511,801.55

65

	9,003,060.35	2,883,304.29
	2,153,118.83	1,647,698.47
	243,381.07	-4,225,042.89
	5,782,038.82	2,933,361.89
	12,875,361.41	-56,075.18

66

	50,000.00		50,000.00
		3,931.38	
	50,000.00	3,931.38	50,000.00

73

1

	7,496,131.33	11,335,458.91
	1,412,337.63	523,515.89
	8,908,468.96	11,858,974.80

2

	63,600,067.08
/	9,540,010.06
	476,486.36
	-1,209,110.37
	2,247,409.73
	-2,170,348.75
	-786.52
	-1,036,711.29

75

1

--	--	--

2,270,000.00

6

		24,780,038.89
		24,780,038.89

76**1**

1	--	--
	54,691,598.12	49,462,684.29
	7,923,576.54	10,597,948.62
	1,445,473.57	1,109,074.61
	814,190.00	649,024.74
	1,382,423.54	651,279.47
	9,863.22	
“ ”		

	88,927,745.42	48,361,745.57

	116,995,769.58	
	116,995,769.58	


					%
				19,597	100

80


81

1


1



2



3



4


5

6


2017

2


1



2



3



VMBS 6p

2017

4

5

2017

2016 6 23

500

6

1

1

						80.00%	

				25.45%		

20%

20%

2

	/	/

3

	/	/
	336,929,319.41	201,635,937.20
	4,583,024.63	10,611,158.14
	341,512,344.04	212,247,095.34
	213,377,176.34	104,845,827.96
	213,377,176.34	104,845,827.96
	128,135,167.70	107,401,267.38
	32,610,400.18	
	6,105,594.85	
--	6,105,594.85	
	38,715,995.03	
	240,472,080.41	191,035,882.34
	20,917,522.62	19,122,438.01
	-183,622.30	152,108.06
	20,733,900.32	19,274,546.07

2017 4 11 2017 5 15

1,400.0

25.45%

3,515.9

4

	/	/
	--	--
	--	--
	--	--
	--	--

5

6

--	--	--	--

7

8

4

				/

5

6

1.

335,800,928.93	333,423,797.37	192,086.87	2,185,044.69	-
185,423,623.68	185,423,623.68	-	-	-
47,153,116.74	47,153,116.74	-	-	-

2016

		1	1 2	2
--	--	---	-----	---

2016

3	3	1	1	5	5
230,163,611.67	65,009,200.00	-	-	-	295,172,811.67
188,237,656.06	-	-	-	-	188,237,656.06
10,529,047.16	-	-	-	-	10,529,047.16
428,930,314.89	65,009,200.00	-	-	-	493,939,514.89

2017 12 31 2016 12 31

2017

	/()	/()
5%		563,589.36
5%		(563,589.36)
5%		402,083.64
5%		(402,083.64)

2016

	/()	/()
5%		(589,305.67)

5%	589,305.67
5%	361,551.19
5%	(361,551.19)

3.

2017 2016

/

2017

2016

344,200,228.13

	--	--	--	--
	--	--	--	--

2

3

4

5

6

7

8

9

1

			1,000	31.88%	31.88%

()

97% 100% 100%

46.31%

2

1.

3

3.



4

()	


5

1

/



/



2

/

/

/



7

	5,222,778.00	5,266,050.00

4

5

1

2

1

2

3

1

--	--	--	--

2

3

4

1

1



2



2

3

1

2

4

5



6

1

()

2

--	--	--	--

3

4

	2017	2016
	793,155,708.21	902,274,577.52
	423,385,245.13	231,313,982.99
	192,039,402.84	108,382,370.31
	203,586,920.96	156,964,877.35
	41,451,931.77	29,811,430.37
	175,890,887.12	110,170,063.30
	1,829,510,096.03	1,538,917,301.84

	2017	2016
	1,343,899,731.41	1,093,575,747.13
	399,537,458.91	339,183,122.75
	29,189,239.13	26,708,012.63
	56,883,666.58	79,450,419.33
	1,829,510,096.03	1,538,917,301.84

	2017	2016
	9,301,071.43	10,180,515.08

2017

	4,382.82	95,523.07
	9,305,454.25	10,276,038.15

2017	206,598,819.64	10%
2016	()	10%

7

8



2017

2016

1 (1)

--	--	--	--	--	--

2017 12 31

4

2017		(%)			
	49,309,425.03	30.10		6	-
	19,611,942.88	11.97		6	-
	17,737,349.55	10.83		6	-
	15,076,940.45	9.20		6	-
	6,832,379.89	4.17		6	-
	108,568,037.80	66.27			-

	03.59		0		3.59	409.61				61
--	-------	--	---	--	------	--------	--	--	--	----

--	--	--	--	--	--	--	--	--	--	--

4

	30,250,500.00	
	1,985,256.14	1,947,128.00
	951,247.45	744,631.61
		14,152,650.00
	33,187,003.59	16,844,409.61

5

	76,000,000.00	7,835,531.66	66,000,000.00	6,147,217.82
	773,362,724.06	648,350,680.77	527,269,698.92	432,140,042.80

5

	6,748,640.00	5,149,241.71
	-762,025.00	2,109,550.22
	5,986,615.00	7,258,791.93

6

1

	-9,863.22	
	2,270,000.00	105 122 227
	-762,025.00	
	100,911.55	
	-50,000.00	
	233,867.18	
	1,315,156.15	--

1 —

1 —

2

		/	/
	11.26%	0.18	0.18
	11.01%	0.18	0.18

3

1

2

3

4

- 1
- 2
- 3
- 4